
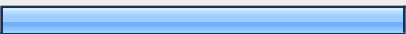











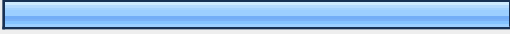




Canadian Sport For Life - Curling

1. Under the "Active Start" stage, which of the following programs are offered at your club during the past calendar year (2009)?			
		Response Percent	Response Count
Little Rocks - Learn to Curl		25.8%	8
Learn to Curl (regular rocks) - under 10 years		35.5%	11
Introductory program (in the school)		25.8%	8
Introductory program (in the curling club)		45.2%	14
Curling Club Open House		38.7%	12
Family / Multi-generational Club events		22.6%	7
Multi-sport participation events (for example, community outreach, day camps, etc.)		12.9%	4
None of the Above		38.7%	12
		Other (please specify)	3
		answered question	31
		skipped question	0

2. As per the description above of the "Active Start" stage (0-6 years), what is the (approximate) TOTAL number of individuals that participated in all your club's "Active Start" programs in 2009?

	0	1-10	11-30	31-50	51-70	71-90	91+	Response Count
Boys	38.5% (10)	26.9% (7)	23.1% (6)	7.7% (2)	3.8% (1)	0.0% (0)	0.0% (0)	26
Girls	41.7% (10)	33.3% (8)	16.7% (4)	4.2% (1)	4.2% (1)	0.0% (0)	0.0% (0)	24
	<i>answered question</i>							26
	<i>skipped question</i>							5





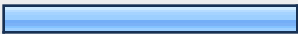


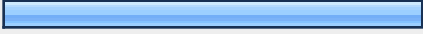

3. Under the "FUNdamentals" stage, which of the following programs are offered by your club during the past calendar year?

		Response Percent	Response Count
Little Rocks - Learn to Curl		24.1%	7
Learn to Curl -regular rocks (under 10 years)		51.7%	15
Introductory programs (in the school)		10.3%	3
Introductory programs (in the curling club)		44.8%	13
Curling Club Open House		34.5%	10
Family / Multi-generational Events		20.7%	6
Multi-Sport participation events (e.g. Community promotion events, day camps, etc.)		10.3%	3
None of the Above		31.0%	9
		Other (please specify)	3
		answered question	29
		skipped question	2

4. As per the description above of the "FUNdamentals" stage, what is the (approximate) TOTAL NUMBER of individuals that participated in all your club's "FUNdamentals" stage programs in 2009? (Please Note: This includes events that were held at your club but that were organized by an outside body)

	0	1-20	21-40	41-60	61-80	81-100	100+	Response Count
Boys	26.9% (7)	53.8% (14)	15.4% (4)	0.0% (0)	0.0% (0)	0.0% (0)	3.8% (1)	26
Girls	28.0% (7)	56.0% (14)	12.0% (3)	0.0% (0)	0.0% (0)	0.0% (0)	4.0% (1)	25
	<i>answered question</i>							26
	<i>skipped question</i>							5



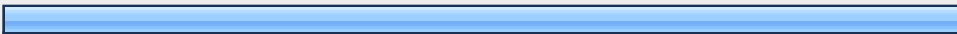


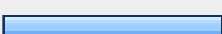
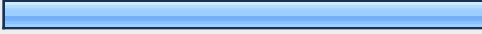


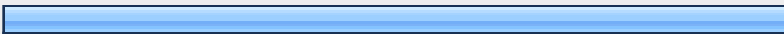





5. Under the "Learning to Train" stage, which of the following programs are offered by your club during the past calendar year (2009)?

		Response Percent	Response Count
Getting Started in Curling		22.2%	6
Learn to Curl - Regular rocks		70.4%	19
Introductory programs (In the school, such as Rocks & Rings)		22.2%	6
Introductory programs (In the club, on the ice)		63.0%	17
Curl BC Skill Awards		25.9%	7
Premier Sports Awards Program		7.4%	2
Youth Club League (Competitive)		18.5%	5
Junior Club League (Recreational)		37.0%	10
None of the Above		11.1%	3
		Other (please specify)	0
		answered question	27
		skipped question	4

6. As per the description above of the "Learning to Train Stage" above, what is the approximate TOTAL number of individuals that participated in all your club's "Learn to Train" programs in 2009? (Please Note: This includes events that were held at your club but that were organized by an outside body)

	0	1-20	21-40	41-60	61-80	81-100	100+	Response Count
Boys	11.5% (3)	61.5% (16)	19.2% (5)	7.7% (2)	0.0% (0)	0.0% (0)	0.0% (0)	26
Girls	13.0% (3)	65.2% (15)	21.7% (5)	0.0% (0)	0.0% (0)	0.0% (0)	0.0% (0)	23
	<i>answered question</i>							26
	<i>skipped question</i>							5












7. Under the "Active for Life" stage, which of the following programs are offered at your club during the past calendar year (2009)?

		Response Percent	Response Count
Adult Learn to Curl		61.5%	16
Children & Youth Learn to Curl		57.7%	15
Adult Leagues (recreational)		84.6%	22
Children & Youth Leagues (recreational)		42.3%	11
Adult Commercial Leagues		30.8%	8
Adapted / Inclusive Leagues		19.2%	5
"Come and Try Curling" days		42.3%	11
Club Open House Event		53.8%	14
Stick curling		34.6%	9
Senior Leagues		69.2%	18
Master Leagues		30.8%	8
Regional Bonspiel Tour		30.8%	8
Club Bonspiel		88.5%	23
Club Challenge program		42.3%	11
None of the Above		7.7%	2
		Other (please specify)	2
		answered question	26

	<i>skipped question</i>									5
--	-------------------------	--	--	--	--	--	--	--	--	----------

8. As per the description of the "Active for Life" stage, what would you say is the TOTAL number of individuals that participated in all your club's "Active for Life" programs in 2009? (Please Note: This includes events that were held at your club but that were organized by an outside body)										
	0	1-50	51-100	101-200	201-300	301-400	401-500	501-600	601+	Response Count
Male	3.8% (1)	23.1% (6)	34.6% (9)	19.2% (5)	7.7% (2)	7.7% (2)	3.8% (1)	0.0% (0)	0.0% (0)	26
Female	4.5% (1)	31.8% (7)	27.3% (6)	13.6% (3)	13.6% (3)	9.1% (2)	0.0% (0)	0.0% (0)	0.0% (0)	22
	<i>answered question</i>									26
	<i>skipped question</i>									5

9. Under the "Training to Train" stage, which of the following programs are offered at your club during the past calendar year (2009)?

		Response Percent	Response Count
Interscholastic Leagues (BC School Sports)		13.0%	3
Curl BC Skill Awards		17.4%	4
Junior Optimist League (club team participation in it)		26.1%	6
Junior Club League		43.5%	10
Junior Bonspiel		21.7%	5
Junior Playdown (club team participation in it)		21.7%	5
BC Winter Games (club team participation in it)		13.0%	3
BC Northern Winter Games (club team participation in it)		13.0%	3
Sport School		17.4%	4
Sport Camps		4.3%	1
None of the Above		34.8%	8
Other (please specify)			0
		answered question	23
		skipped question	8

10. As per the description of the "Training to Train" stage, what is the approximate TOTAL number of individuals that participated in all your club's "Training to Train" programs in 2009? (Please Note: This includes events that were held at your club but that were organized by an outside body)






	0	1-50	51-100	101-200	201-300	301-400	400+	Response Count
Male	23.8% (5)	61.9% (13)	9.5% (2)	0.0% (0)	0.0% (0)	0.0% (0)	4.8% (1)	21
Female	25.0% (5)	60.0% (12)	10.0% (2)	0.0% (0)	0.0% (0)	0.0% (0)	5.0% (1)	20
	<i>answered question</i>							21
	<i>skipped question</i>							10

11. Under the "Training to Compete" Stage, which of the following programs are offered at your club during the past calendar year (2009)?			
		Response Percent	Response Count
University/College Leagues		0.0%	0
High Performance Leagues (aka "Super League")		0.0%	0
Junior Club Leagues		31.8%	7
Commercial Leagues		9.1%	2
Junior Bonspiels		18.2%	4
Junior Playdowns (club team participation in it)		13.6%	3
Provincial Championship (club team participation in it)		9.1%	2
National Junior Development Team members		4.5%	1
National Junior Team members		4.5%	1
None of the Above		54.5%	12
	Other (please specify)		0
	answered question		22
	skipped question		9

12. As per the description of the "Training to Compete" Stage, what is the approximate TOTAL number of individuals that participated in all your Club's "Training to Compete" stage programs in 2009? (Please Note: This includes events that were held at your club but that were organized by an outside body)

	0	1-50	51-100	101-200	201-300	301-400	401+	Response Count
Male	47.4% (9)	52.6% (10)	0.0% (0)	0.0% (0)	0.0% (0)	0.0% (0)	0.0% (0)	19
Female	50.0% (9)	50.0% (9)	0.0% (0)	0.0% (0)	0.0% (0)	0.0% (0)	0.0% (0)	18
	<i>answered question</i>							19
	<i>skipped question</i>							12

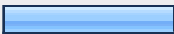
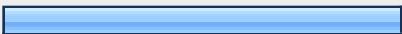








13. Under the "Training to Win" stage, which of the following are at your club during the past calendar year (2009)?

		Response Percent	Response Count
Adult High Performance Leagues (aka "Super League")		0.0%	0
Adult Commercial Leagues		23.8%	5
Regional playdowns (club team participation in it)		38.1%	8
High Performance development programs (club team participation in it)		9.5%	2
Regional training centre		0.0%	0
Provincial Championship (club team participation in it)		9.5%	2
National Development programs (club team participation in it)		0.0%	0
Interuniversity League		0.0%	0
Olympic Team members		0.0%	0
Paralympic Team members		0.0%	0
None of the Above		52.4%	11
	Other (please specify)		0
	answered question		21
	skipped question		10

14. As per the description of the "Training To Win" stage, what would you say is the TOTAL number of individuals that participated in all your club's "Training to Win" stage programs in 2009? (Please Note: This includes events that were held at your club but that were organized by an outside body)



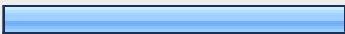


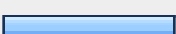


	0	1-25	26-50	51-100	101-200	201-300	Response Count
Male	43.8% (7)	50.0% (8)	12.5% (2)	0.0% (0)	0.0% (0)	0.0% (0)	16
Female	40.0% (6)	60.0% (9)	0.0% (0)	0.0% (0)	0.0% (0)	0.0% (0)	15
	<i>answered question</i>						17
	<i>skipped question</i>						14


15. During the 2009-2010 curling year, individual(s) coaching programs in your club in the "FUNdamentals" and "Learn to Train" (Under age 11) stages have the following certification:

		Response Percent	Response Count
No Certification		15.0%	3
NCCP Club Coach (old Level 1)- Course Only		35.0%	7
NCCP Club Coach (old Level 1) - Course & Theory		40.0%	8
NCCP Club Coach (old Level 1) - Certification complete		30.0%	6
NCCP Competition Coach (old Level 2) - Course Only		20.0%	4
NCCP Competition Coach (old Level 2) - Course & Theory		25.0%	5
NCCP Competition Coach (old Level 2) - Certification complete		25.0%	5
NCCP Level 3 Coach - Course Only		5.0%	1
NCCP Level 3 Coach - Course & Theory		5.0%	1
NCCP Level 3 Coach - Certification Complete		0.0%	0
Not Applicable (No programs in this stage)		25.0%	5
		Other (please specify)	1

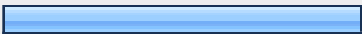








	answered question	20
	skipped question	11

16. During the 2009-2010 curling year, individual(s) coaching programs in the "Training to Train" stage (Female 11-15, Males 12-16) have the following certification:


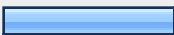







		Response Percent	Response Count
No Certification		25.0%	5
NCCP Club Coach (old Level 1)- Course Only		20.0%	4
NCCP Club Coach (old Level 1) - Course & Theory		30.0%	6
NCCP Club Coach (old Level 1) - Certification complete		20.0%	4
NCCP Competition Coach (old Level 2) - Course Only		10.0%	2
NCCP Competition Coach (old Level 2) - Course & Theory		15.0%	3
NCCP Competition Coach (old Level 2) - Certification complete		15.0%	3
NCCP Level 3 Coach - Course Only		5.0%	1
NCCP Level 3 Coach - Course & Theory		0.0%	0


NCCP Level 3 Coach - Certification Complete		0.0%	0
Not Applicable (No programs in this stage)		40.0%	8
		Other (please specify)	0
		<i>answered question</i>	20
		<i>skipped question</i>	11




17. During the 2009-2010 curling year, individuals coaching programs in the "Training to Compete" Stage (Female 15-20, Male 16-20) have the following certifications:

		Response Percent	Response Count
No Certification		31.6%	6
NCCP Club Coach (old Level 1)- Course Only		21.1%	4
NCCP Club Coach (old Level 1) - Course & Theory		15.8%	3
NCCP Club Coach (old Level 1) - Certification complete		15.8%	3
NCCP Competition Coach (old Level 2) - Course Only		10.5%	2
NCCP Competition Coach (old Level 2) - Course & Theory		10.5%	2
NCCP Competition Coach (old Level 2) - Certification complete		10.5%	2
NCCP Level 3 Coach - Course Only		5.3%	1
NCCP Level 3 Coach - Course & Theory		0.0%	0
NCCP Level 3 Coach - Certification Complete		0.0%	0
Not Applicable (No programs in this stage)		52.6%	10
		Other (please specify)	0

	<i>answered question</i>	19
	<i>skipped question</i>	12



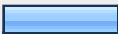






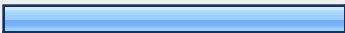
18. During the 2009-2010 curling year, individuals coaching programs in the "Training to Win" (Age 21+) stages have the following certifications:			
		Response Percent	Response Count
No Certification		20.0%	4
NCCP Club Coach (old Level 1)- Course Only		15.0%	3
NCCP Club Coach (old Level 1) - Course & Theory		15.0%	3
NCCP Club Coach (old Level 1) - Certification complete		25.0%	5
NCCP Competition Coach (old Level 2) - Course Only		15.0%	3
NCCP Competition Coach (old Level 2) - Course & Theory		10.0%	2
NCCP Competition Coach (old Level 2) - Certification complete		20.0%	4
NCCP Level 3 Coach - Course Only		5.0%	1
NCCP Level 3 Coach - Course & Theory		5.0%	1
NCCP Level 3 Coach - Certification Complete		0.0%	0

Not Applicable (No programs in this stage)		35.0%	7
		Other (please specify)	0
		answered question	20
		skipped question	11







19. Does your club employ a professional coach?			
		Response Percent	Response Count
Yes, Full Time, Paid		0.0%	0
Yes, Part Time, Paid		0.0%	0
Yes, by contract, Paid		4.8%	1
Yes, Full Time, Unpaid		0.0%	0
Yes, Part Time, Unpaid		9.5%	2
Yes, by contract, Unpaid		0.0%	0
No, our club does not employ a professional coach		85.7%	18
		Other (please specify)	0
		answered question	21
		skipped question	10

20. Of the following categories of equipment, please indicate their present overall condition as per the scale provided.





	Needs complete replacement	Needs partial replacement	Needs improvement	Adequate / Good condition	Almost new condition	Brand new / Superior condition	Response Count
Building / Structure	5.3% (1)	15.8% (3)	21.1% (4)	57.9% (11)	0.0% (0)	0.0% (0)	19
Heating & Cooling equipment	5.3% (1)	15.8% (3)	26.3% (5)	42.1% (8)	5.3% (1)	5.3% (1)	19
Indoor Amenities (washrooms, lobby, bar/restaurant, etc.)	5.0% (1)	25.0% (5)	30.0% (6)	40.0% (8)	0.0% (0)	0.0% (0)	20
Ice Making equipment	10.0% (2)	20.0% (4)	20.0% (4)	30.0% (6)	20.0% (4)	0.0% (0)	20
Sport & Training Equipment (Rocks, Brooms, etc.)	0.0% (0)	25.0% (5)	20.0% (4)	45.0% (9)	10.0% (2)	0.0% (0)	20
Program resources (Lesson plans, skill development, etc.)	0.0% (0)	5.0% (1)	40.0% (8)	50.0% (10)	5.0% (1)	0.0% (0)	20
						Other (please specify)	0
						answered question	20
						skipped question	11

21. What Curl BC Region is your club a part of?			Response Percent	Response Count
Region 1 (West Kootenay)			5.0%	1
Region 2 (East Kootenay)			10.0%	2
Region 3 (South Okanagan)			10.0%	2
Region 4 (N. Okanagan, Shuswap)			10.0%	2
Region 5 (Cariboo/Prince George)			5.0%	1
Region 6 (Northwest)			10.0%	2
Region 7 (Thompson)			0.0%	0
Region 8 (South Island)			5.0%	1
Region 9 (Mid Island)			10.0%	2
Region 10 (North Island)			5.0%	1
Region 11 (Lower Mainland / Fraser Valley)			30.0%	6
			<i>answered question</i>	20
			<i>skipped question</i>	11






22. What is the approximate size of your club 2009-2010 Year?

		Response Percent	Response Count
0-50		0.0%	0
51-100		15.0%	3
101-200		45.0%	9
201-300		5.0%	1
301-400		10.0%	2
401-500		15.0%	3
501-600		0.0%	0
601-700		0.0%	0
701-800		10.0%	2
801-900		0.0%	0
901+		0.0%	0
		answered question	20
		skipped question	11





23. How many sheets of ice do you have operational for the 2009-2010 curling year?

		Response Percent	Response Count
1		0.0%	0
2		0.0%	0
3		5.0%	1
4		45.0%	9
5		5.0%	1
6		45.0%	9
7		0.0%	0
8		0.0%	0
9		0.0%	0
10		0.0%	0
11		0.0%	0
12		0.0%	0
		answered question	20
		skipped question	11

24. What type of management best describes your club's situation for 2009-2010?

		Response Percent	Response Count
Paid Manager (Full Time)		26.3%	5
Paid Manager (Part Time)		21.1%	4
Volunteer Manager (Full Time)		0.0%	0
Volunteer Manager (Part Time)		5.3%	1
Volunteer Board President		42.1%	8
No President		0.0%	0
No Manager		5.3%	1
Municipality Management		0.0%	0
None of the Above		0.0%	0
	Other (please specify)		1
	<i>answered question</i>		19
	<i>skipped question</i>		12

25. Please indicate which of the following best describes your position within your club:

		Response Percent	Response Count
Paid Manager		40.0%	8
Volunteer Manager		0.0%	0
Club President		45.0%	9
Club Vice-President		0.0%	0
Member of Club Board of Directors		5.0%	1
None of the Above		10.0%	2
		Other (please specify)	1
		<i>answered question</i>	20
		<i>skipped question</i>	11

26. (Optional) If you are interested in being contacted by Curl BC as a follow up to this survey, please fill out the following information:

		Response Percent	Response Count
Name:	<input type="text"/>	100.0%	10
Curling Club:	<input type="text"/>	100.0%	10
Email Address:	<input type="text"/>	100.0%	10
Phone Number:	<input type="text"/>	100.0%	10
		<i>answered question</i>	10
		<i>skipped question</i>	21